



MATERIALS

Bernat® Alize® Blanket-EZ™ (6.4 oz/180 g; 18 yds/16 m)
Country Blue (37108) **7 balls**

ABBREVIATIONS

Approx = Approximately

St(s) = Stitch(es)

 CRAFT | SKILL LEVEL: **INTERMEDIATE**

MEASUREMENTS

Approx 50½"x62" [128.5 x 157.5 cm].

GAUGE

5 stitches = 4" [10 cm].

INSTRUCTIONS

Note: Right side of project is facing at all times. **Do not** turn work at end of rows.

Count 71 loops for foundation row noting yarn end is at left and yarn ball is at right. Place all loops of foundation row pointing upward for ease of working.

1st row: Working from **right to left** with working yarn in **back**, twist 71st loop (last loop of foundation row at right) once to the left. Pull 72nd loop (from 'working yarn') up through 71st loop from behind to create a twisted stitch. Twist next loop (of foundation row) once to the left. Pull next loop from working yarn up through twisted loop of foundation row. Continue in this manner creating "twisted knit" sts to end of row. 71 sts in row.

See diagram on page 3.

2nd row: Working from **left to right** with working yarn in **front**, twist last st worked on previous row once to the left. Pull next loop from working yarn towards back through last st worked on previous row. Twist next st once to left. Pull next loop from working yarn towards back through next st. Continue in this manner creating "twisted purl" sts to end of row.

3rd row: Working from **right to left** with working yarn in **back**, twist last st worked on previous row once to the left. Pull next loop from working yarn up from behind through last st worked on previous row. Twist next st once to left. Pull next loop from working yarn up from behind through next st. Continue in this manner creating 'twisted knit' sts to end of row.

4th row: As 2nd row.

Eyelet Stitch Section:

5th row: Working from **right to left** with working yarn in **back**, work 6 'twisted knit' sts (as described in 3rd row). *Pull next loop from

working yarn up from behind through next st. Repeat from * to last 6 sts. Work 6 'twisted knit' sts.

6th row: Working from *left to right* with working yarn in *front*, work 6 'twisted purl' sts (as described in 2nd row). Bring working yarn to *back*. Pull next loop from working yarn up from behind through each of next 3 sts. Pull 3rd st through 2nd st (binding off 2nd st). *Pull next loop from working yarn up from behind through each of next 4 sts. Pull 4th st through 3rd st (binding off 3rd st). Repeat from * to last 6 sts. Bring working yarn to *front*. Work 6 'twisted purl' sts.

7th row: Working from *right to left* with working yarn in *back*, work 6 'twisted knit' sts. Pull next loop from working yarn up from behind through next st. Skip next loop from working yarn leaving it unworked above bound-off st from previous row. *Pull next loop from working yarn up from behind through each of next 3 sts. Pull 1st st through 2nd st (binding off 2nd st). Skip next loop from working yarn, leaving it unworked above bound-off st from previous row. Repeat from * to last 7 sts. Pull next loop from working yarn up

from behind through next st. Work 6 'twisted knit' sts.

8th row: Working from *left to right* with working yarn in *front*, work 6 'twisted purl' sts. Bring working yarn to *back*. *Pull next loop from working yarn up from behind through each of next 3 sts. Pull 3rd st through 2nd st (binding off 2nd st). Skip next loop from working yarn leaving it unworked above bound-off st from previous row. Repeat from * to last 6 sts, omitting last "skip next loop". Bring working yarn to *front*. Work 6 'twisted purl' sts.

9th to 12th rows: As 7th and 8th rows twice more.

13th row: Working from *right to left* with working yarn in *back*, work 6 'twisted knit' sts. Pull next loop from working yarn up from behind through next st. Skip next loop from working yarn, leaving it unworked above bound-off st from previous row. *Pull next loop from working yarn up from behind through each of next 3 sts. Skip next loop from working yarn, leaving it unworked above cast-off st from previous row. Repeat from * to last 7 sts. Pull next loop from working yarn up from behind

through next st. Work 6 'twisted knit' sts.

14th and 15th rows: As 2nd and 3rd rows.

16th row: Working from *left to right* with working yarn in *front*, work 35 'twisted purl' sts. Twist next st once to the left. Pull next *two* loops from working yarn towards back through next st (1 st increased). Work 'twisted purl' sts to end of row. 72 sts in row.

Criss-Cross St Section:

17th row: Working from *right to left* with working yarn in *back*, work 6 'twisted knit' sts. *Cross next st in front of the following st from *right to left*. Holding crossed sts in position, pull next loop from working yarn up from behind through each of these 2 crossed sts. Rep from * to last 6 sts. Work 6 'twisted knit' sts.

18th row: Working from *left to right* with working yarn in *front*, work 6 'twisted purl' sts. Bring working yarn to *back*. Skip next st, leaving unworked. *Cross next st in front of the following st from *left to right*. Holding crossed sts in position, pull next loop from working yarn up from behind

through each of these 2 crossed sts. Rep from * to last 7 sts. Skip next st, leaving unworked. Bring working yarn to *front*. Work 6 'twisted purl' sts.

19th to 24th rows: As 17th and 18th rows 3 times more.

25th row: As 17th row.

26th row: Working from *left to right* with working yarn in *front*, work 35 'twisted purl' sts. Twist each of the next 2 sts once to the left. Stack first st on top of second st. Pull next loop from working yarn towards back through both sts (one st decreased). Work 31 'twisted purl' sts. 71 sts in row.

27th and 28th rows: As 3rd and 4th rows.

Bobble Section:

29th row: As 5th row.

30th row: Working from *left to right* with working yarn in *front*, work 6 'twisted purl' sts. Bring working yarn to *back*. Pull next loop from working yarn up from behind through next st. *Make Bobble as follows: Pull next 3 loops from working yarn up from behind through next st (2 sts increased). Working *right to left*, pull next loop from working yarn up from

BERNAT® alize® EZ MULTI TEXTURE AFGHAN | CRAFT

behind through each of the same 3 sts just worked. Stack center st of 3 sts on top of st to the left. Pull right-most of these 3 sts up from behind through 2 stacked sts (2 sts decreased and Bobble complete). Pull next loop from working yarn up from behind through each of next 3 sts. Rep from * to last 8 sts. Make Bobble in next st. Pull next loop from working yarn up from behind through next st. Bring working yarn to **front**. Work 6 'twisted purl' sts.

31st row: As 5th row.

32nd row: Working from **left to right** with working yarn in **front**, work 6 'twisted purl' sts. Bring working yarn to **back**. Pull next loop from working yarn up from behind through each of next 3 sts. *Make Bobble (as described in 26th row). Pull next loop from working yarn up from behind through each of next 3 sts. Rep from * to last 6 sts. Bring working yarn to **front**. Work 6 'twisted purl' sts.

33rd row: As 5th row.

34th row: As 30th row.

35th row: As 5th row.

36th row: As 32nd row.

37th row: As 5th row.

38th to 52nd rows: Repeat 14th










to 28th rows once more.

53rd to 63rd rows: Repeat 5th to 15th rows once more.

64th and 65th rows: As 2nd and 3rd rows.

Bind-off row: Working in same direction as last row, pull 2nd st through 1st st. Pull 3rd st through 2nd st. Pull 4th st through 3rd st. Continue in this manner to end of row. Cut thread at base of loop (thread used to create the loop) to create a yarn 'tail'. Tie to secure and weave in end.

Key

-  = Twisted knit stitch
-  = Twisted purl stitch
-  = Pull next loop from working yarn up from behind through stitch
-  = Bound off stitch
-  = Increase one stitch
-  = Criss-cross stitch
-  = Unworked stitch
-  = Decrease one stitch
-  = Bobble

